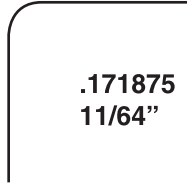
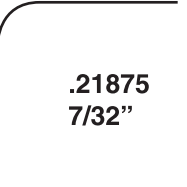
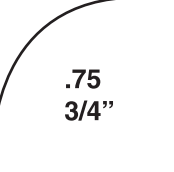


CORNER RADIUS CHART

| | | | | |
|---|---|---|--|--|
|  <p>.015625 1/64"</p> |  <p>.03125 1/32"</p> |  <p>.046875 3/64"</p> |  <p>.0625 1/16"</p> |  <p>.078125 5/64"</p> |
|  <p>.09375 3/32"</p> |  <p>.109375 7/64"</p> |  <p>.125 1/8"</p> |  <p>.140625 9/64"</p> |  <p>.15625 5/32"</p> |
|  <p>.171875 11/64"</p> |  <p>.1875 3/16"</p> |  <p>.203125 13/64"</p> |  <p>.21875 7/32"</p> |  <p>.25 1/4"</p> |
|  <p>.28125 9/32"</p> |  <p>.3125 5/16"</p> |  <p>.34375 11/32"</p> |  <p>.375 3/8"</p> |  <p>.4375 7/16"</p> |
|  <p>.5 1/2"</p> |  <p>.5625 9/16"</p> |  <p>.625 5/8"</p> |  <p>.6875 11/16"</p> |  <p>.75 3/4"</p> |